


COD. 1.100.151



REF.	DESCRIPCIÓN	CODIGO	Nº PIEZAS
1	ES- TUBO ALIMENTACION EN- FEED TUBE FR- TUBE D'ALIMENTATION PT- TUBO DE ALIMENTAÇÃO	6.100.009	1
2	ES- OJO VISOR ACEITE CD 1/2" EN- OIL VISOR EYE CD 1/2" FR- HUILE VISIÈRE OEIL CD 1/2" PT- OIL VISOR EYE CD 1/2"	6.100.033	1
3	ES- TAPON ACEITE RESPIRADERO 3/8" CD - ECO EN- OIL PLUG BREATHER 3/8" CD - ECO FR- RENIFLARD DE BOUCHON D'HUILE 3/8" CD - ECO PT- RESPIRADOR DE ÓLEO 3/8" CD - ECO	6.100.423	1
4	ES- CULATA REDONDA EHD/CD-200 EN- ROUND STOCK EHD/CD-200 FR- CROSSE RONDE EHD/CD-200 PT- ESTOQUE REDONDO EHD/CD-200	6.100.079	1
5	ES- CARCASA MOTOR EN- ENGINE HOUSING FR- CARTER MOTEUR PT- CARÇAÇA DO MOTOR	6.100.001	1
6	ES- VALVULA SEGURIDAD 1/4" EN- SAFETY VALVE 1/4" FR- SOUPAPE DE SECURITE 1/4" PT- VALVULA DE SEGURANÇA 1/4"	2.331.208	1
7	ES- KIT PRESOSTATO EN- PRESSURE SWITCH KIT FR- KIT PRESSOSTAT PT- KIT INTERRUPTOR DE PRESSÃO	2.322.003	1
8	ES- TUBO DESCARGA CD225/250 METALICO EN- DISCHARGE PIPE CD225/250 METALLIC FR- TUYAU D'EVACUATION CD225/250 METALLIQUE PT- TUBO DE DESCARGA CD225/250 METALICO	6.100.123	1
9	ES- VALVULA RETENCION CD115/CD225/CD250 Descarga metálica EN- VALVE CD115 / CD225 / CD250 Downlad metálica FR- CLAPET ANTI-RETOUR CD115/CD225/CD250 Décharge métallique PT- VALVULA DE RETENÇÃO CD115/CD225/CD250 Descarga metálica	6.100.007	1
10	ES- PATA DELANTERA GOMA CD/CDV 50 LTS PZ88 EN- RUBBER FRONT LEG CD/CDV 50 LTS PZ88 FR- CAOUTCHOUC PIED AVANT CD/CDV 50 LTS PZ88 PT- PERNA FRENTE DE BORRACHA CD/CDV 50 LTS PZ88	6.100.155	1
11	ES- GRIFO PURGA 3/8" EN- PURGE TAP 3/8" FR- ROBINET DE PURGE 3/8" PT- ROBINET DE PURGE 3/8"	2.333.573	1
12	ES- JUNTA DE CULATA EN- GASKET FR- JOINT DE CULASSE PT- JUNTA	6.100.002	1
13	ES- CUERPO PLACA VALVULAS REDONDA CD225/CD250 EN- BODY VALVES PLATE ROUND CD225 / CD250 FR- CORPS VANNE PLAQUE RONDE CD225 / CD250 PT- CORPO DE PLACA DE VALVULA REDONDA CD225/CD250	6.100.006	1
14	ES- JUNTA METALICA ENTRE PLACA CD-200, CDV EN- METAL JOINT BETWEEN PLATE CD-200, CDV FR- JOINT METALLIQUE ENTRE PLAQUE CD-200, CDV PT- JUNTA DE METAL ENTRE PLACA CD-200, CDV	6.100.124	1
15	ES- JUNTA CILINDRO REDONDA CD225/CD250 EN- ROUND CYLINDER GASKET CD225/CD250 FR- JOINT DE CILINDRE ROND CD225/CD250 PT- JUNTA DE CILINDRO REDONDO CD225/CD250	6.100.003	1
16	ES- JUEGO. 2 RUEDAS + TORNILLOS X CDV350 EN- PLAY. 2 WHEELS + SCREWS X CDV350 FR- JOUER. 2 ROUES + VIS X CDV350 PT- TOQUE. 2 RODAS + PARAFUSOS X CDV350	6.100.144	1
17	ES- JUEGO. TORNILLO+RUEDA+ARANDELA EN- SET.SCREW+WHEEL+WASHER FR- VIS DE SERRAGE+ROUE+RONDELLE PT- CONJ. PARAFUSO+RODA+ARRUELA	6.100.008	1
18	ES- LAMINA PLACA VALVULAS, CD-115, CD-200, CC-330, CDV EN- VALVE PLATE SHEET, CD-115, CD-200, CC-330, CDV FR- FEUILLE DE PLAQUE DE SOUPAPE, CD-115, CD-200, CC-330, CDV PT- FOLHA DE PLACA DE VALVULA, CD-115, CD-200, CC-330, CDV	6.100.191	2

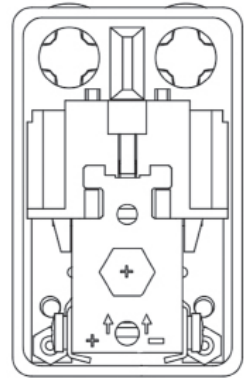
REF.	DESCRIPCIÓN	CODIGO	Nº PIEZAS
19	ES- FILTRO DE ASPIRACION EN- VACUUM CLEANER FR- ASPIRATEUR PT- ASPIRADOR DE PÁ"	2.300.102	1
20	ES- RACOR "L" 90° 3/8 EN- FITTING "L" 90 3/8 FR- MISE EN PLACE "L" 90 3/8 PT- MONTAGEM "L" 90 3/8	6.100.156	1
21	ES- PRESOSTATO EN- PRESSURE SWITCH FR- PRESOSTAT PT- INTERRUPTOR DE PRESSÃO	2.322.003	1
22	ES- KIT REGULADOR EN- REGULATOR KIT FR- KIT DE REGULATEUR PT- KIT REGULADOR	2.300.111	1
23	ES- CABLE ALIMENTACION SHUKO 230/50/II METRO EN- POWER CABLE SHUKO 230/50/II METRO FR- CABLE D'ALIMENTATION SHUKO 230/50/II MÈTRE PT- CABO DE ALIMEN AÇÃO SHUKO 230/50/II MEDIDOR	6.100.030	1
24	ES- MANOMETRO EN- PRESSURE GAUGE FR- MANOMÈTRE PT- MEDIDOR DE PRESSÃO	2.325.305	1
25	ES- MANOMETRO EN- PRESSURE GAUGE FR- MANOMÈTRE PT- MEDIDOR DE PRESSÃO	2.325.205	1
26	ES- ENCHUFE RÁPIDO EN- QUICK PLUG FR- FICHE RAPIDE PT- QUICK PLUG	2.404.202	1
27	ES- ACEITE EN- OIL FR- PÉTROLE PT- ÓLEO	2.300.132	1
28	ES- CONDENSADOR EN- CONDENSER FR- CONDENSEUR PT- CONDENSADOR		1
29	ES- CONDENSADOR EN- CONDENSER FR- CONDENSEUR PT- CONDENSADOR		1

KIT PRESOSTATO/ PRESSURE SWITCH KIT/ KIT DE PRESSOSTAT/ KIT DE PRESSÃO TATO

COD. 6.100.154



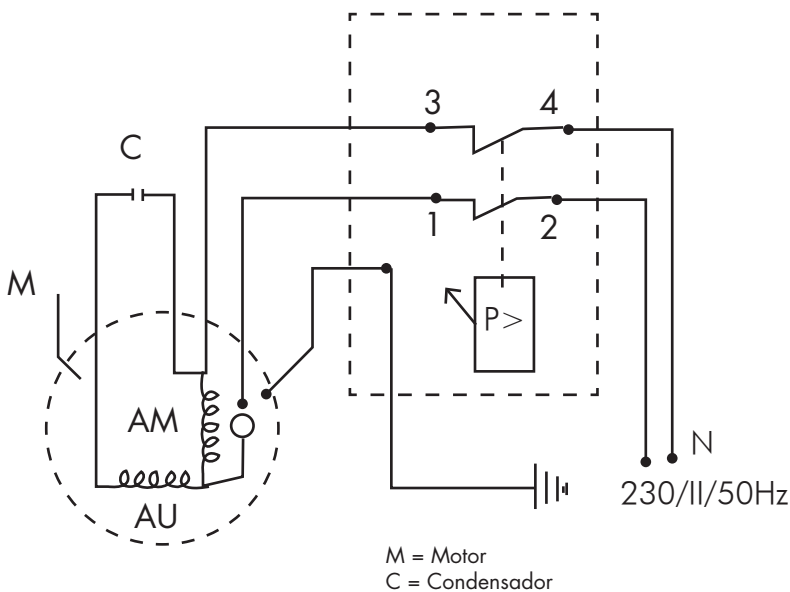
¿CÓMO SE REGULA EL PRESOSTATO? / HOW IS THE PRESSURE SWITCH?



↑ Tornillo de ajuste 10mm.
Regulation screw 10 mm.

- **Ajuste del presostato:** Para aumentar la presión, gire el tornillo hexagonal 10 mm (1) ubicado en el extremo del presostato en el sentido de las agujas del reloj. Para disminuir, gire en sentido antihorario.
- **ATENCIÓN:** las operaciones deben realizarse con el presostato bajo presión.
- **Pressure switch setting:** To increase the pressure, turn the hexagonal screw 10 mm (1) located at the end of the pressure switch in a clockwise direction. To decrease, turn counterclockwise.
- **ATTENTION:** operations must be carried out with pressure switch under pressure.

ESQUEMA ELÉCTRICO/ ELECTRIC SCHEME/ ELECTRIC SCHEME/ ESQUEMA ELÉTRICO



MÁS INFORMACION DEL COMPRESOR COAXIAL ECO-225 EN:/

MORE INFORMATION, COAXIAL COMPRESSOR ECO-225 IN:

